



INLINE SPACE SAVER S-Series & FRP-Series

304 STAINLESS AND FIBERGLASS

COMPRESSED AIR BLOWDOWN FROM 4000 CFM UP TO 40000 CFM



**Stainless filter with an industrial
dryer**



**Fire Retardant Fiberglass filter
with multiple dryers**

**PLC CONTROLLED AUTOMATIC BLOWDOWN BASED ON BACKPRESSURE RESULTING
IN OPTIMUM DRYER PERFORMANCE WITH SHORTEST DRYER CYCLE TIMES**

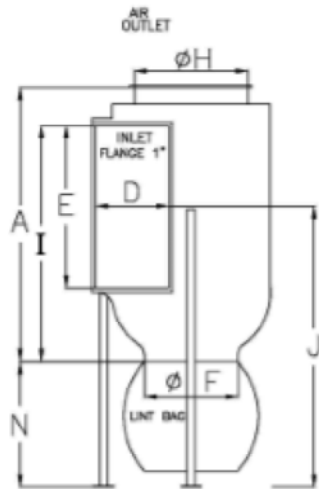
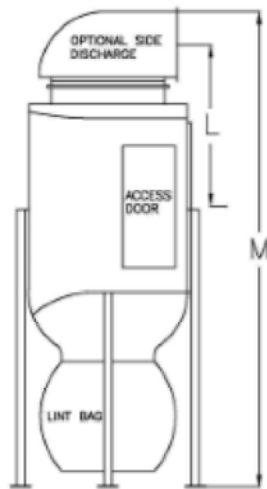
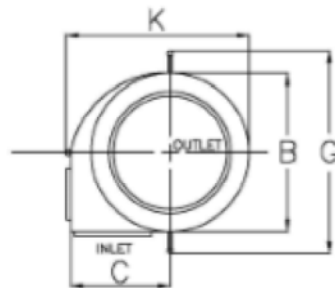
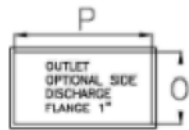
UL CLASSIFIED (24 VDC) PLC AUTOMATIC LINT FILTER CONTROL

The **PLC** Solid State lint filter control is fully automatic and available to be equipped with optional **Fire Control System** to extinguish a lint fire and **Excess Backpressure Alarm** to detect excess backpressure. The Fire Control System and Excess Pressure Alarm will also indicate activation audibly and visually to inform operator or maintenance staff. The Lint Filter Control requires no interconnection to the dryer achieving optimum dryer performance resulting in shortest drying cycle times

3 BUILT-IN METHODS FOR SELF-CLEANING OF FILTER

- Back Pressure Controlled Blowdown - As the filter screen loads with lint, the back pressure increases. When it reaches a user selected set point the filter control will activate a self-cleaning blowdown.
- Dryer Off Initiated Blowdown - When the dryer(s) are completely off the filter control will initiate a self-cleaning blowdown which will completely remove the lint accumulation on the screen.
- Time Elapsed Blowdown - The filter control has the ability to initiate a blowdown at user selected intervals.

Model #	FRP-4	S-4	FRP-6	S-6	FRP-8	S-8	FRP-10	S-10	FRP-15	S-15	FRP-20	S-20	FRP-25	S-25	FRP-30	S-30	FRP-40	S-40
CFM	4,000	4,000	6,000	6,000	8,000	8,000	10,000	10,000	15,000	15,000	20,000	20,000	25,000	25,000	30,000	30,000	30,000	30,000
Screen Area Sq. Feet	18	18	20	20	40	40	36	36	40	40	49	49	86	86	96	96	108	108
Oper. Wt. Lbs.	95	130	180	300	200	310	170	370	210	410	450	750	475	775	515	790	550	820
Ship Wt. Lbs.	140	160	220	350	260	380	280	400	350	490	530	850	555	875	585	890	610	920
A	52	52	60.0	52.0	94.5	94.5	67.0	59.0	63.0	61.0	80.0	75.0	81.0	88.0	81.0	88.0	81.0	88.0
B	27	27	32.0	36.5	30.0	30.0	44.0	40.0	48.0	48.0	56.0	56.0	84.0	84.0	84.0	84.0	84.0	84.0
C	15	15	22.0	22.0	18.0	18.0	30.0	29.0	39.0	33.0	46.0	40.0	45.0	45.0	45.0	45.0	45.0	45.0
D	12	12	20.0	12.0	12.0	12.0	24.0	16.0	32.0	24.0	36.0	24.0	44.0	44.0	44.0	44.0	44.0	44.0
E	30	30	30.0	36.0	56.0	56.0	40.0	46.0	40.0	46.0	50.0	58.0	56.0	56.0	56.0	56.0	56.0	56.0
F	27	27	20.0	30.0	27.0	27.0	23.0	20.0	29.5	24.0	28.0	24.0	30.0	30.0	30.0	30.0	30.0	30.0
G	30	30	36.5	35.0	34.0	34.0	50.0	46.0	58.0	52.5	64.0	64.0	94.0	94.0	94.0	94.0	94.0	94.0
H	16	16	24.0	20.0	26.0	26.0	28.0	28.0	30.0	30.0	34.0	34.0	48.0	48.0	48.0	48.0	48.0	48.0
I	42	42	43.0	42.0	62.0	62.0	57.0	53.5	52.0	56.0	72.0	70.0	70.0	70.0	70.0	70.0	70.0	70.0
J	51	51	56.0	48.0	36.0	36.0	61.0	54.5	56.0	57.0	52.0	65.0	65.0	65.0	65.0	65.0	65.0	65.0
K	28	28	38.0	37.0	33.0	33.0	48.0	49.0	65.0	57.0	67.0	68.0	94.0	94.0	94.0	94.0	94.0	94.0
L	34	34	43.0	37.0	69.0	69.0	40.0	38.5	41.0	38.0	51.0	48.0	61.0	61.0	61.0	61.0	61.0	61.0
M	92	92	98.0	92.0	134.0	134.0	109.0	101.0	105.0	103.0	131.0	125.0	140.0	140.0	140.0	140.0	140.0	140.0
N	24	24	24.0	24.0	24.0	24.0	24.0	24.0	24.0	24.0	24.0	24.0	24.0	24.0	24.0	24.0	24.0	24.0
O	14	14	14.0	14.0	14.0	14.0	16.0	16.0	16.0	16.0	24.0	24.0	30.0	30.0	30.0	30.0	30.0	30.0
P	24	24	32.0	24.0	30.0	30.0	39.0	39.0	40.0	40.0	48.0	48.0	60.0	60.0	60.0	60.0	60.0	60.0



Side Discharge - Horizontal ducting or Outdoor Installation

Top Discharge - Vertical Ducting through ceiling

POPULAR OPTIONS AVAILABLE

- Fire Control System
- Excess Pressure Alarm
- Side discharge - Rotates 360 Degrees

REQUIRED:

- LOW VOLTAGE CONTROL (SUPPLIED WITH FILTER)
- 3/4 " (6000 CFM OR LESS) OR 1" (ABOVE 6000 CFM) AIR SOLENOID VALVE (SUPPLIED WITH FILTER)

COMPRESSED AIR:

5 HP / 60 GALLON AIR COMPRESSOR OR EQUIVALENT

FEATURE AND BENEFITS

- Largest inlets accommodates dryers with larger ducts
- Non Corrosive Components
- Smallest footprint per CFM
- Low Voltage Control meets safety codes
- Large Access Door



Chef de file en équipements de buanderie

6565 Rue Abrams, Ville St. Laurent, QC H4S 1X9
 Phone: 1-888-427-2626 • Fax: 1-514-331-0800
 email: info@harcoinc.ca • www.harco.com